

Fire & Life Safety

FY 2022



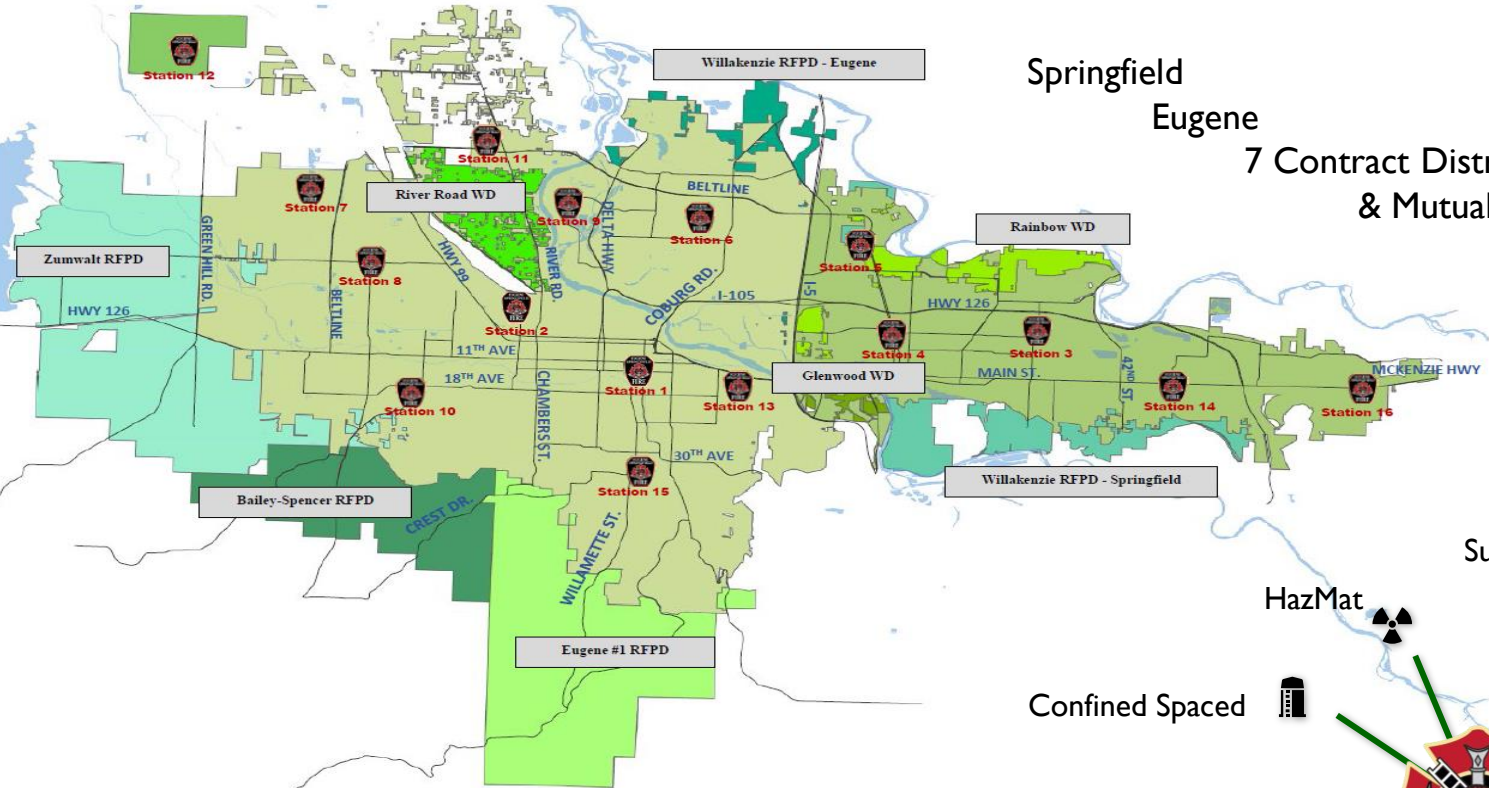
Our Mission: To serve our communities by preserving life, protecting property, and the environment through prevention, education, emergency medical services, rescue, and fire suppression services.



Fire & Life Safety

FY 2022

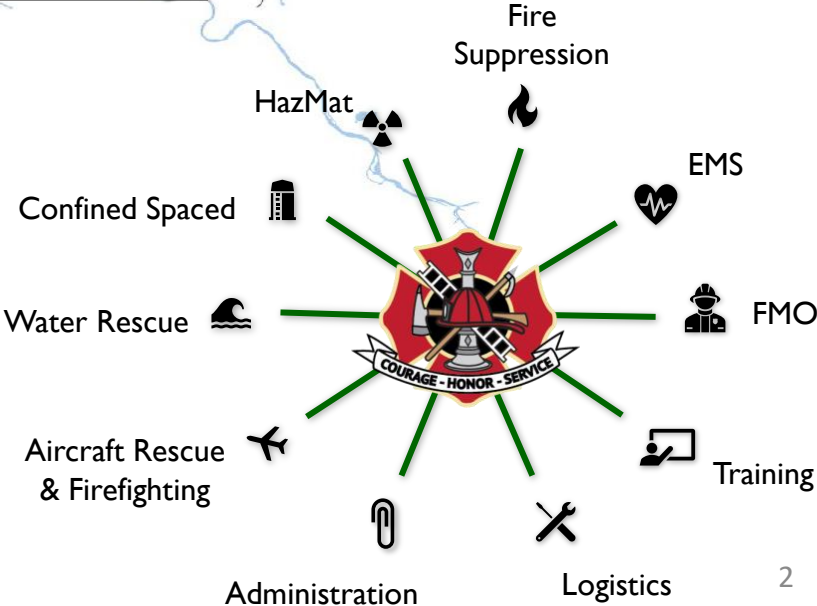
Summary of Services



Springfield
Eugene
7 Contract Districts
& Mutual Aid Agreements
1,500 sq miles



Serving 287,000 citizens





Fire & Life Safety

FY 2022

Budget Overview

ESF's total FY22 proposed budget is **\$67,509,663**

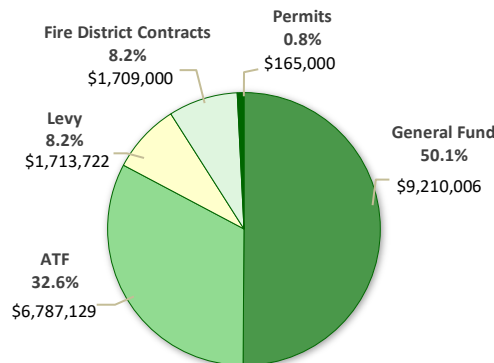
Springfield Fire & Life Safety accounts for **30.8%** or **\$20,793,462** of the budget

	FY20 Actuals	FY21 Amended	FY22 Proposed
Personnel	\$15,319,034	\$15,838,660	\$15,827,562
Materials & Service	\$4,418,859	\$4,911,010	\$4,826,000
Capital Outlay	\$92,611	\$1,765,000	\$139,900
Grand Total	\$19,830,503	\$22,514,670	\$20,793,462
FTE Count All Funds	101.65	92.00	91.00

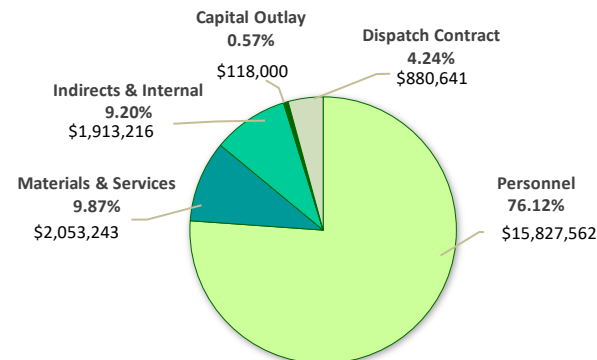
Services and Personnel:

- Line Personnel levels remains unchanged from FY20 at 80.0 FTE
- No service level reductions to Springfield proposed in FY22
- Ambulance Billing 1.0 FTE reduction due to reduction of billing contracts in FY20

FY22 Proposed Resources



FY22 Expenditure by Type

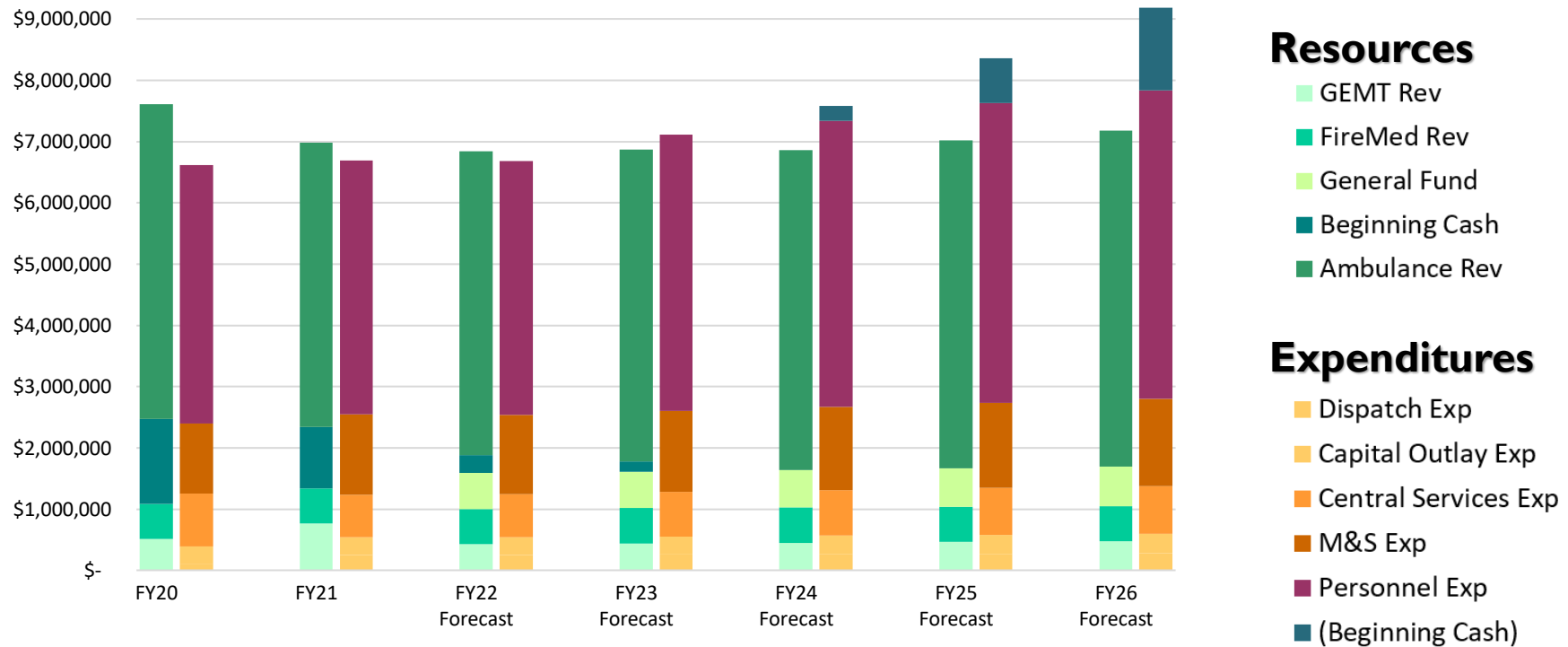




Fire & Life Safety

FY 2022

Ambulance Transport Fund



	FY20 Actuals		F O R E C A S T				
	FY20 Actuals	FY21 Estimated	FY22	FY23	FY24	FY25	FY26
Beginning Working Capital	\$ 1,387,882	\$ 996,265	\$ 290,394	\$ 163,075	(\$ 249,636)	(\$ 727,470)	(\$ 1,344,644)
Resources	\$ 6,220,778	\$ 5,976,237	\$ 6,554,173	\$ 6,704,088	\$ 6,858,687	\$ 7,015,429	\$ 7,176,131
Expenditures	\$ 6,612,394	\$ 6,682,108	\$ 6,681,492	\$ 7,116,800	\$ 7,336,520	\$ 7,632,602	\$ 7,836,931
Reserves	\$ 996,265	\$ 290,394	\$ 163,075	(\$ 249,636)	(\$ 727,470)	(\$ 1,344,644)	(\$ 2,005,444)



Fire & Life Safety

FY 2022

Overall Call Volume Through February 2021



26,703

Eugene Springfield Fire calls ↓ **3.7%** from FY20 (27,744 calls)

Fire: **561**

Medical: **15,726**

Service Calls: **5,850**

Unidentified calls: **4,566**

***6,848** incidents occurred in Springfield

Response reliability increased from 84.3% to **88.1%** for calls in Springfield and is ↑ **2.3%** for all of Eugene Springfield Fire calls



82%

of all fires were contained in the room of origin

- **8%** above national average
- ↑ **14.4%** from FY20

FY21 Accomplishments

COVID-19 Response

- Continued to support EOC
- Leveraged Federal CARES funding to secure PPE and acquire decontamination equipment
- Aid in vaccination rollout and administration



Standards of Cover & Risk Assessment



Technology Upgrades

- iPads replaced Panasonic Toughbooks
- MDC upgrade in all engines
- Implemented training platform on TargetSolutions
- Records Management Software
- Electronic patient care reporting implemented December 30th, 2020
- Cloud based platform alleviated support from Springfield servers



Self-Contained Breathing Apparatus

SCBA Replacement purchase



in revenue

Ground Emergency Medical Transport

Engine and Ambulance



Apparatus Replacement purchase

MedBank



Purchasing and managing our own pharmaceutical inventory

Conflagrations

- Largest conflag response in recent history with 8 separate wildfires responses
- **\$352k** reimbursement from Oregon State Fire Marshal's Office

FY22 Initiatives/Significant Changes

To Do List:

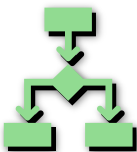
- ☐ 2021 Olympic Trials
- ☐ Hilltop radio system evaluation
- ☐ In-apparatus and handheld radio replacements
- ☐ 2019 Fire Code permit and inspection fee alignment
- ☐ Rollout new Fire Engine and Ambulance
- ☐ Inventory Control System
- ☐ Continued cost recovery from COVID-19
- ☐ Joint Jurisdictional Advisory Committee
- ☐ Fire Chief's recruitment

Hilltop radio upgrades will utilize regional grant with Lane Fire Defense Board

FY23-26 Future Year Considerations

2022 World Games

Plan for increasing call volume with population growth and an aging population



Fire Department Governance Model

Ambulance Fund Reserves



Station remodels

Evaluate alternative service delivery models



Future growth planning for land acquisition and station placement



Fire Marshal's Office staffing model

Fire & Life Safety

FY 2022

Thank you!

