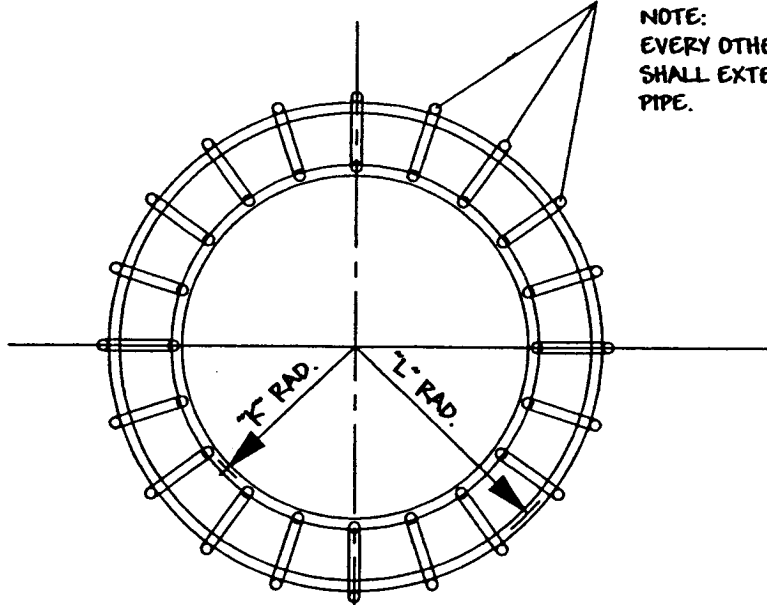


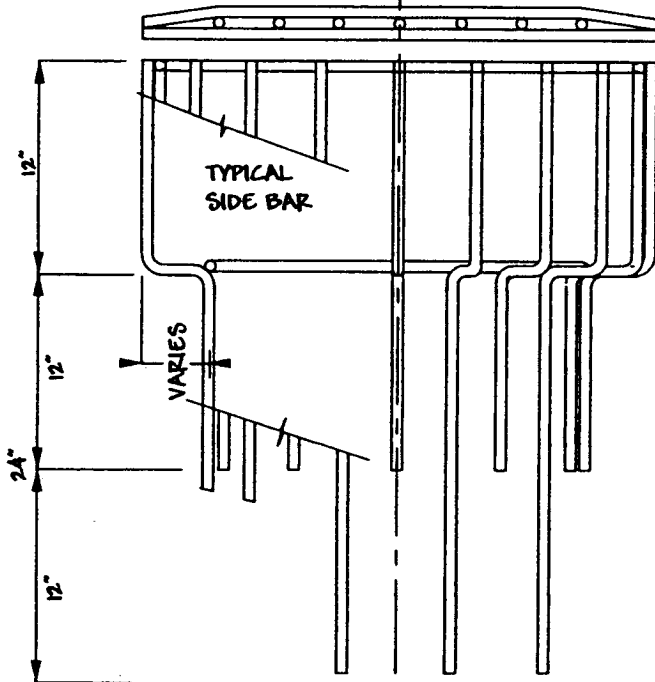
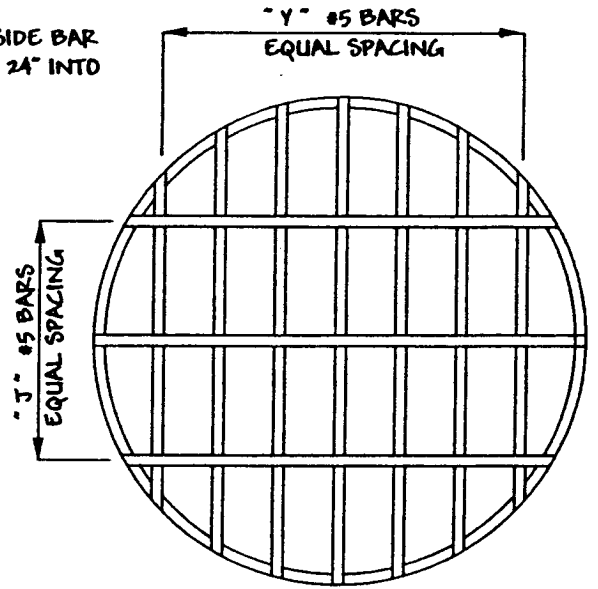
# TOP VIEW



X' #5 BARS  
EVENLY SPACED

NOTE:  
EVERY OTHER SIDE BAR  
SHALL EXTEND 24" INTO  
PIPE.

# TOP STEEL



# SIDE VIEW

| PIPE DIA<br>INSIDE DIA<br>(IN) | RADIUS<br>"K"<br>(IN) | RADIUS<br>"L"<br>(IN) | NO. BARS<br>"X" | NO. BARS<br>"Y" | NO. BARS<br>"J" |
|--------------------------------|-----------------------|-----------------------|-----------------|-----------------|-----------------|
| 10                             | 4.5                   | 7                     | 6               | 2               | 3               |
| 12                             | 6.5                   | 8.5                   | 6               | 2               | 3               |
| 15                             | 6.5                   | 9.5                   | 6               | 2               | 3               |
| 18                             | 8                     | 11                    | 8               | 2               | 3               |
| 21                             | 9.5                   | 12.5                  | 10              | 3               | 3               |
| 24                             | 11.5                  | 14.5                  | 12              | 3               | 3               |
| 27                             | 13                    | 16                    | 14              | 4               | 3               |
| 30                             | 14.5                  | 17.5                  | 16              | 4               | 4               |
| 36                             | 17.5                  | 20.5                  | 18              | 5               | 4               |
| 42                             | 20.5                  | 23.5                  | 22              | 6               | 4               |
| 48                             | 23.5                  | 26.5                  | 24              | 7               | 5               |
| 54                             | 26.5                  | 29.5                  | 26              | 8               | 6               |
| 60                             | 29.5                  | 32.5                  | 30              | 9               | 7               |
| 72                             | 35.5                  | 38.5                  | 36              | 11              | 8               |

| REVISION | DATE | BY | APP. |
|----------|------|----|------|
|          |      |    |      |
|          |      |    |      |
|          |      |    |      |
|          |      |    |      |

CITY OF SPRINGFIELD  
DEPT. OF PUBLIC WORKS

225 FIFTH STREET  
SPRINGFIELD, OR. 97477

# TRASH RACK

STANDARD  
DRAWING

4-18