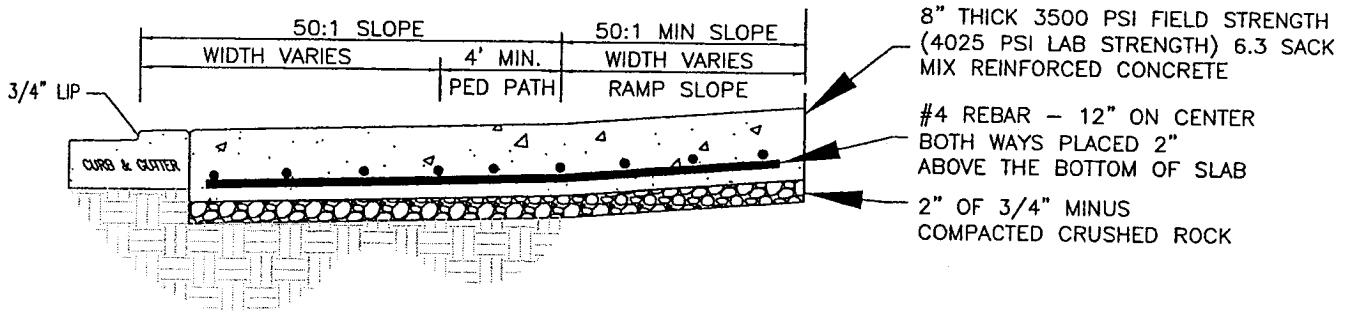


SECTION A - A




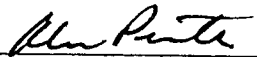
NOTES

- * THIS DRAWING SHOWS SIDEWALK ACCESS RAMPS FOR ILLUSTRATION PURPOSES ONLY. REFER TO DRAWINGS 3-14 THROUGH 3-16 FOR SIDEWALK ACCESS RAMP DETAILS.
- * NO ABOVE-GROUND FACILITIES (FIRE HYDRANTS, POWER POLES, CATCH BASINS, VALVES, J-BOXES, ETC.) SHALL BE PERMITTED WITHIN THE APRON OR RAMP AREA
- * THIS DRIVEWAY SHALL BE APPROVED FOR USE BY THE CITY PRIOR TO CONSTRUCTION. REFER TO STANDARD DRAWINGS 3-XX AND 3-XX FOR COMMERCIAL DRIVEWAY DETAILS.
- * DRIVEWAY (THROAT) WIDTH SHALL BE BETWEEN 24 FEET (MINIMUM) AND 35 FEET (MAXIMUM) IN ACCORDANCE WITH CITY PERMITS.
- * ALL SURFACES SHALL HAVE A BROOM FINISH EXCEPT FOR SIDEWALK ACCESS RAMPS WHICH SHALL BE TEXTURED WITH RAISED DIAMOND PATTERN.
- * REFER TO STANDARD DRAWING 3-7 FOR CURB CUT DETAILS
- * CONCRETE WITHIN APPROACH SHALL BE 8" THICK (MIN) CONCRETE ON 2" OF 3/4" MINUS CRUSHED ROCK.
- * REINFORCEMENT IS REQUIRED. USE #4 REBAR - 12" ON CENTER - BOTH WAYS - PLACED 2" ABOVE THE BOTTOM OF THE SLAB
- * A CONTRACTION (SCORE) JOINT SHALL BE ADDED IN THE CENTER OF THE APRON.
- * SIDEWALKS, ACCESS RAMPS, AND RESIDENTIAL DRIVEWAYS SHALL BE 3000 PSI FIELD STRENGTH (3450 PSI LAB STRENGTH) 6.0 SACK MIX CONCRETE
- * CURBS & COMMERCIAL DRIVEWAYS SHALL BE 3500 PSI FIELD STRENGTH (4025 PSI LAB STRENGTH) 6.3 SACK MIX CONCRETE

SIDEWALK ACCESS RAMP NOTES

- THIS DRIVEWAY APPROACH MAY NOT BE USED AS A SIDEWALK ACCESS RAMP.
- * REFER TO STANDARD DRAWINGS 3-14 THROUGH 3-16 FOR SIDEWALK ACCESS RAMP DETAILS.

V:\CITY\SPEC\Standard Drawings - Revised\3-26.dwg, 06/06/2003 10:09:14 AM

NO.	REVISION	DATE	BY	APPR.	CITY OF SPRINGFIELD SPRINGFIELD  DEPT. OF PUBLIC WORKS	COMMERCIAL DRIVEWAY APRON CURB RETURN DRIVEWAY  Al Peroutka City Engineer 2003	STANDARD DRAWING 3-26 2003